

Experience
GRANDEUR

1200x1800MM
COLLECTION

120X
180CM

Thickness
9mm

The
GLOSSY
COLLECTION



1200 X 1800 MM | LARGE FORMAT PORCELAIN SLABS

9MM THICKNESS



RESIDENCES



OFFICES



SHOPS



HOTELS



MALLS



AIRPORT



PUBLIC PLACES

EXTRA WHITE




GLOSSY



3 FACES

MARBELLA WHITE



GLOSSY



3 FACES



EXTRA WHITE

1200 X 1800 MM | LARGE FORMAT PORCELAIN SLABS

9MM THICKNESS


- RESIDENCES
- OFFICES
- SHOPS
- HOTELS
- MALLS
- AIRPORT
- PUBLIC PLACES

ALEX CALACATTA

universal
COLLECTION




GLOSSY



3 FACES

CALACATTA UDI

universal
COLLECTION



GLOSSY



3 FACES



ALEX CALACATTA

PAVANAZO



GLOSSY



2 FACES

SUMMER WHITE



GLOSSY




3 FACES



PAVANAZO

ONYX



GLOSSY

2 FACES

ONYX SKY




GLOSSY

3 FACES



ONYX SKY

PRISMA STATUARIO



GLOSSY

4 FACES

DYNA SUPREME



GLOSSY


2 FACES



PRISMA STATUARIO

ATLANTIC WHITE

universal
COLLECTION




GLOSSY

3 FACES

ONYX LUXURY

universal
COLLECTION



GLOSSY

3 FACES



ONYX LUXURY

ARMANI GREY

universal
COLLECTION



GLOSSY




4 FACES

ARMANI GOLD *



HIGH GLOSSY



4 FACES



ARMANI GREY

ARMANI BEIGE



GLOSSY



4 FACES

KAITI CREMA



GLOSSY



2 FACES

BRECCIA LAVA



GLOSSY




3 FACES



BRECCIA LAVA

BRECCIA GREY

universal
COLLECTION



GLOSSY



3 FACES

BRECCIA BEIGE *

universal
COLLECTION



HIGH GLOSSY



3 FACES




BRECCIA BEIGE

AVENUE IVORY



GLOSSY



4 FACES

AVORIO CREMA



GLOSSY



2 FACES



AVENUE IVORY

BOTTOCHINO ROYAL



GLOSSY



2 FACES

CADICAR



GLOSSY



3 FACES



CADICAR

PULPIS DOVE



GLOSSY



3 FACES

PULPIS CREMA



GLOSSY



3 FACES




PULPIS DOVE

PULPIS STEEL



GLOSSY



3 FACES

FOREST MOON



GLOSSY



3 FACES




FOREST MOON

FOREST EARTH



GLOSSY




3 FACES

FOREST VENUS



GLOSSY



3 FACES



FOREST EARTH



RESIDENCES



OFFICES



SHOPS



HOTELS



MALLS



AIRPORT



PUBLIC PLACES

LAVICA PEARL



GLOSSY



3 FACES

LAVICA BEIGE



GLOSSY



3 FACES

LAVICA GREY



GLOSSY



3 FACES



LAVICA GREY

ELIZA BEIGE



GLOSSY




3 FACES

ELIZA NATURAL



GLOSSY



3 FACES



ELIZA NATURAL



RESIDENCES



OFFICES



SHOPS



HOTELS



MALLS



AIRPORT




PUBLIC PLACES

CASA GREY



GLOSSY



2 FACES

BIANCO LASA



GLOSSY



2 FACES



BIANCO LASA

SONATA WHITE



GLOSSY




3 FACES

SONATA BRONZE *



HIGH GLOSSY



3 FACES



SONATA BRONZE

LEVANTO LIGHT



GLOSSY




4 FACES

LEVANTO NATURAL



HIGH GLOSSY



4 FACES



LEVANTO NATURAL

1200 X 1800 MM | LARGE FORMAT PORCELAIN SLABS

9MM THICKNESS



RESIDENCES



OFFICES



SHOPS



HOTELS



MALLS



AIRPORT



PUBLIC PLACES

TRAVERTINO BEIGE



GLOSSY



2 FACES



TRAVERTINO BEIGE

120X
180CM

Thickness
9mm

The
ENDMATCH
GLOSSY
COLLECTION



1200 X 1800 MM | LARGE FORMAT PORCELAIN SLABS

9MM THICKNESS


- RESIDENCES
- OFFICES
- SHOPS
- HOTELS
- MALLS
- AIRPORT
- PUBLIC PLACES

FARTOLI WHITE



GLOSSY

ENDMATCH COLLECTION



3 FACES

MARINA PEARL

universal COLLECTION



GLOSSY

ENDMATCH COLLECTION



2 FACES



FARTOLI WHITE

ACCORD WHITE



GLOSSY

ENDMATCH

3 FACES



BEIGE MODELA



GLOSSY

ENDMATCH

3 FACES



BEIGE MODELA

CORALITO



GLOSSY

ENDMATCH
COLLECTION

3 FACES




FUSION MARFIL



GLOSSY

ENDMATCH
COLLECTION

3 FACES



CORALITO

DEVCI GREY



GLOSSY

ENDMATCH

3 FACES



DEVCI CREMA



GLOSSY

ENDMATCH

3 FACES



DEVCI CREMA



RESIDENCES



OFFICES



SHOPS



HOTELS



MALLS



AIRPORT



PUBLIC PLACES

LUMOS AVORIO



GLOSSY



3 FACES

LUMOS CREMA



GLOSSY



3 FACES



LUMOS AVORIO

LUMOS BIANCA



GLOSSY



3 FACES



LUMOS AVORIO

FIORITO BEIGE



GLOSSY



4 FACES



FIORITO GREY



GLOSSY



4 FACES



FIORITO GREY

TIERRA SMOKE



GLOSSY

ENDMATCH
COLLECTION



2 FACES

TIERRA HAZEL



GLOSSY

ENDMATCH
COLLECTION



2 FACES



TIERRA HAZEL

OLIVA LATTE



GLOSSY



3 FACES



VOLAKAS



GLOSSY



3 FACES



OLIVA LATTE

LUCIO ARMANI



GLOSSY

ENDMATCH



2 FACES

GREY MODELA



GLOSSY

ENDMATCH



3 FACES



LUCIO ARMANI

ANTIQUE LITE



GLOSSY

ENDMATCH

2 FACES



MONACO PEANUT

universal
COLLECTION



GLOSSY

ENDMATCH

3 FACES



LUCIO ARMANI

VALENCIA BEIGE



GLOSSY

ENDMATCH

4 FACES



VALENCIA GREY



GLOSSY

ENDMATCH

3 FACES



VALENCIA TAN



GLOSSY

ENDMATCH

4 FACES



VALENCIA GREY

HORDIX DARK GREY



GLOSSY

ENDMATCH
COLLECTION



3 FACES

HORDIX LIGHT

universal
COLLECTION



GLOSSY

ENDMATCH
COLLECTION



3 FACES



HORDIX DARK GREY

PERLIN BROWN



GLOSSY



4 FACES



PERLIN GREY



GLOSSY



4 FACES



PERLIN GREY

120X
180CM

Thickness
9mm

The
HIGH GLOSSY
COLLECTION





HIGH GLOSSY

3 FACES



HIGH GLOSSY

2 FACES



ALLER

TURKE LANA *



HIGH GLOSSY



2 FACES

PATAGONIA *



HIGH GLOSSY



3 FACES




PATAGONIA

NERO MARQUINA *




DARK HIGH GLOSSY




3 FACES

LOREAL BROWN *



HIGH GLOSSY



2 FACES



NERO MARQUINA

120X
180CM

Thickness
9mm

The
MATT
COLLECTION




ROMAN SENTILA



MATT

3 FACES


ROMAN EARTH



MATT

3 FACES

DOVER QUILT



MATT

2 FACES

DOVER STEEL



MATT

2 FACES

1200 X 1800 MM | LARGE FORMAT PORCELAIN SLABS

9MM THICKNESS

- RESIDENCES
- OFFICES
- SHOPS
- HOTELS
- MALLS
- AIRPORT
- PUBLIC PLACES

TURKE LANA LIGHT



MATT



3 FACES



120X
180CM

Thickness
9mm

The
ENDMATCH
MATT
COLLECTION



NORWAY IVORY



MATT



3 FACES




NORWAY GREY



MATT



2 FACES



ORION CREMA



MATT

4 FACES



TRAVERTINO



MATT

1 FACES



120X
180CM

Thickness
9mm

The
CARVING
COLLECTION





RESIDENCES



OFFICES



SHOPS



HOTELS



MALLS



AIRPORT



PUBLIC PLACES

AVORIO CREMA



CARVING



2 FACES

ESTELLO BROWN



CARVING



2 FACES

FOREST MOON



CARVING




3 FACES

FOREST VENUS



CARVING



3 FACES

STUCCO BEIGE



CARVING

2 FACES

ORION CREMA



CARVING



4 FACES



STUCCO BEIGE

Rich

S U R F A C E

Our latest SURFACE innovation conceived to provide an unmatched sensory experience. Gleaming with a pristine finish and smoothness beyond compare 'RICH SURFACE' is the result of our technological ingenuity. Despite its smoothness, it is highly scratch-resistant, debunking the myth that longevity and smoothness can't coexist. The surface has been carefully engineered to withstand the wear and tear of daily use, ensuring non-fading aesthetics in your space. A versatile solution for diverse applications, 'RICH SURFACE' is an ideal choice for high-traffic areas where durability is essential, such as commercial buildings, offices, and public spaces. Moreover, it is a perfect fit for high-end residential spaces, where luxury and elegance are paramount.

F E A T U R E S



Stain
Resistant



Scratch
Resistant



Hygienic
Surface



Chemical
Resistant



ASTRAL GOLD



RICH MATT

3 FACES

BRECCIA MARINO LATTE



RICH MATT

2 FACES



ASTRAL GOLD

1200 X 1800 MM | LARGE FORMAT PORCELAIN SLABS

9MM THICKNESS



RESIDENCES



OFFICES



SHOPS



HOTELS



MALLS



AIRPORT



PUBLIC PLACES

BEIGE MODELA

Rich
SURFACE



RICH MATT

3 FACES



3 FACES

GREY MODELA

Rich
SURFACE



RICH MATT

3 FACES



BEIGE MODELA



RESIDENCES



OFFICES



SHOPS



HOTELS



MALLS



AIRPORT




PUBLIC PLACES

LAVA SLATE



RICH MATT



2 FACES

MOON SLATE



RICH MATT



2 FACES



LAVA SLATE

1200 X 1800 MM | LARGE FORMAT PORCELAIN SLABS

9MM THICKNESS



RESIDENCES



OFFICES



SHOPS



HOTELS



MALLS



AIRPORT



PUBLIC PLACES




TOSCANA

TOSCANA

Rich
SURFACE



RICH MATT



2 FACES

Elevate your home
with *Elegant* touches.



PACIFIC WHITE



RICH MATT + CARVING

3 FACES

NOVA ASH



RICH MATT + CARVING

2 FACES



PACIFIC WHITE

NOVA BEIGE



RICH MATT + CARVING

3 FACES

4 FACES

120X
180CM

Thickness
9mm

The
ENDMATCH
RICH MATT + CARVING
COLLECTION



MAFIN ROSSO



RICH MATT + CARVING



3 FACES

LUMOS AVORIO



RICH MATT + CARVING



3 FACES



MAFIN ROSSO

LUMOS BIANCA



RICH MATT + CARVING



3 FACES

TECHNICAL SPECIFICATION OF SLAB VITRIFIED TILE

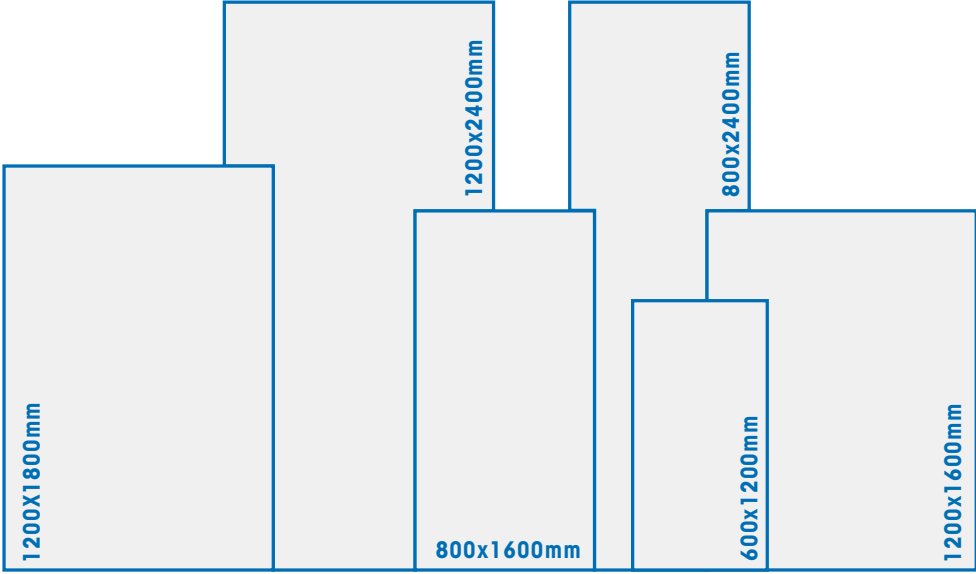
TEST DISCRIPTION			
CHARACTERISTIC	TEST METHOD	STANDARD AS PER ISO-13006/EN14411 GROUP	VALUE
Deviation in Length	IS-13630-1	±0.50%	±0.10%
Deviation in Width	IS-13630-1	±0.50%	±0.10%
Deviation in Thickness	IS-13630-1	±5.00%	±5.00%
Straightness of Sides	IS-13630-1	±0.50%	±0.10%
Rectangularity	IS-13630-1	±0.60%	±0.15%
Surface Flatness	IS-13630-1	±0.50%	±0.20%
Surface Quality	IS-13630-1	Min. 95%	Min. 95%
PHYSICAL PROPERTIES			
Water Absorption	IS-13630-2	≤0.50%	≤0.50%
Modulus of Rapture(N/mm2)	IS-13630-6	Min. 35N/mm²	Min. 37N/mm²
Breaking Strength(N)	IS-13630-6	<7.5mm-700N ≥7.5mm-1300N	≤7.5mm-1000N ≥7.5mm-1400N
Moisture Expansion(mm/m)	IS-13630-3	0.06 Max	0.01 Max
Scratch Hardness of Surface	IS-13630-13	Min. 4	Min. 4
Resistance of Surface Abrasion(Glazed Tiles)	IS-13630-11	As per Mfg.	Class II Min.
Co-Efficent of Linear Thermal Expansion	IS-13630-4	As per Mfg.	6.5x10 ⁻⁶ Max.
Thermal Shock Resistance	IS-13630-5	10 Cycles Min.	10 Cycles Min.
Crazing Resistance	IS-13630-9	As per Mfg.	5 Cycles at 7.5Bar Pressure
Impact Resistance-Coefficent of Restitution	IS-13630-14	As per Mfg.	0.55 Min
Frost Resistance	IS-13630-10	As per Mfg.	No Damage
Bulk Density (g/cc)	IS-13630-2	>2.0 gm/cc	>2.0 gm/cc
CHEMICAL PROPERTIES			
Resistance of Staining	IS-13630-8	Class I Min.	Class II
Resistance of Household Chemicals	IS-13630-8	Class AA Min.	Class AA
Resistance to Acids & Alkalis	IS-13630-8	As per Mfg.	Min. Class A
Slip Resistance	150-13006/EN1444 Group BJA	As per Mfg.	As per Mfg.

PACKING DETAIL

No.	Size	Thickness (approx.)	Pieces/Box	Area/Box	Wt./Box (approx.)
01	1200X1800mm	9mm	2 pcs.	4.32 sq. mtr.	90 kg

EXPERIENCE THE RANGE OF

Grandeur



Stunning Features

- 
Waterproof Surface
- 
Acid resistance
- 
Stain resistance
- 
Dimensional stability
- 
Easy to Clean
- 
Hygienic Surface
- 
Slip resistance
- 
Resistant to High Temperature
- 
Eco friendly
- 
High durable